

Dear Red Bull Erzbergrodeo competitor,

we are looking forward to welcome you at the World Xtreme Enduro Supreme and wish you a successful race as well as an impressive experience at the world's most renowned Xtreme Enduro race!

To make your Red Bull Erzbergrodeo experience as uncomplicated, entertaining and safe as possible, it is very important for you to obey the information and safety instructions on the following pages!

Please find the **Red Bull Erzbergrodeo Terms and Conditions** here: <https://www.redbullerzbergrodeo.com/view/agb/>

## ARRIVAL

- NOTE: No electrical and drinking water supply available!

### ARRIVAL ROUTES

#### By car coming from the south:

- Route 1: Graz » A9 Gleinalm » St. Michael » motorway exit Traboch » Trofaiach » Vordernberg » Eisenerz
- Route 2: Graz » S35 Brucker expressway » Bruck/Mur » Leoben » Trofaiach » Vordernberg » Eisenerz
- Route 3: Klagenfurt » St. Veit an der Glan » Judenburg » S36 Murtal expressway » St. Michael » motorway exit Traboch » Trofaiach » Vordernberg » Eisenerz

#### By car coming from the north:

- Route 1: Linz » A9 Phyrn-motorway » Kirchdorf » Bosruck tunnel » motorway exit Ardning » Admont » Gesäuse » Hieflau » Eisenerz
- Route 2: Salzburg » A10 Tauern-motorway » motorway exit Radstadt direction Graz » Schladming » Liezen » Admont » Gesäuse » Hieflau » Eisenerz
- Route 3: München » Salzburg » A10 Tauern-motorway » motorway exit Radstadt direction Graz » Schladming » Liezen » Admont » Gesäuse » Hieflau » Eisenerz
- Route 4: Wien » A2 » motorway junction Seebenstein » S6 Semmering expressway » Bruck/Mur » Leoben » Trofaiach » Vordernberg » Eisenerz

- In Eisenerz follow the Red Bull Erzbergrodeo signposts to the event area (race office & rider paddock).  
Event location adress: Am Erzberg 1, A-8790 Eisenerz (access through entry „Schaubergwerk“)
- In the event area follow signposts.
- It is strictly forbidden without exception for both riders and accompanying persons to drive over the Red Bull Erzbergrodeo area.  
We ask for your understanding that any persons contravening this will have to be excluded from the event for legal reasons!  
Riders and accompanying persons are allowed to commute from the rider paddock to the Red Bull Erzbergrodeo Arena at walking pace only.  
Every vehicle must be identified with a competition number and a vehicle sticker (authorisation to ride into the rider paddock).  
You will not be allowed to enter the event area or the rider paddock without your starting number decals and vehicle sticker.

## REGISTRATION

- The registration at the Red Bull Erzbergrodeo race office is mandatory for each competitor!

#### Race office opening times for registration:

Wednesday 4:00 pm to 8:00 pm                      Thursday 8:00 am to 7:00 pm

- The race office is located inside the Red Bull Erzbergrodeo Arena. You will receive your starting numbers, your **ActivePro Transponder** for timing and further important information.

#### IMPORTANT - do not forget to bring these documents with you to the race office:

- » Valid driving licence or passport
- » Filled in and signed disclaimer of liability  
*Note: The disclaimer of liability of minors is only valid with a legible copy of the legal guardian's driving license or passport.*
- » Please have a deposit of EURO 100,00 ready for your **ActivePro Transponder**.

- The **ActivePro Transponder** has to be worn on the **right wrist** during the races.
- The starting number decals must be attached to the headlight / front plate and both side plates of your motorcycle.
- Starting numbers may not be transferred to other people!
- It is not possible to register for the Red Bull Erzbergrodeo on site!

## INSURANCE INFORMATION

[https://www.redbullerzbergrodeo.com/view/insurance/insurance\\_info](https://www.redbullerzbergrodeo.com/view/insurance/insurance_info)

## RESCUE HELICOPTER AND RESCUE COST INSURANCE

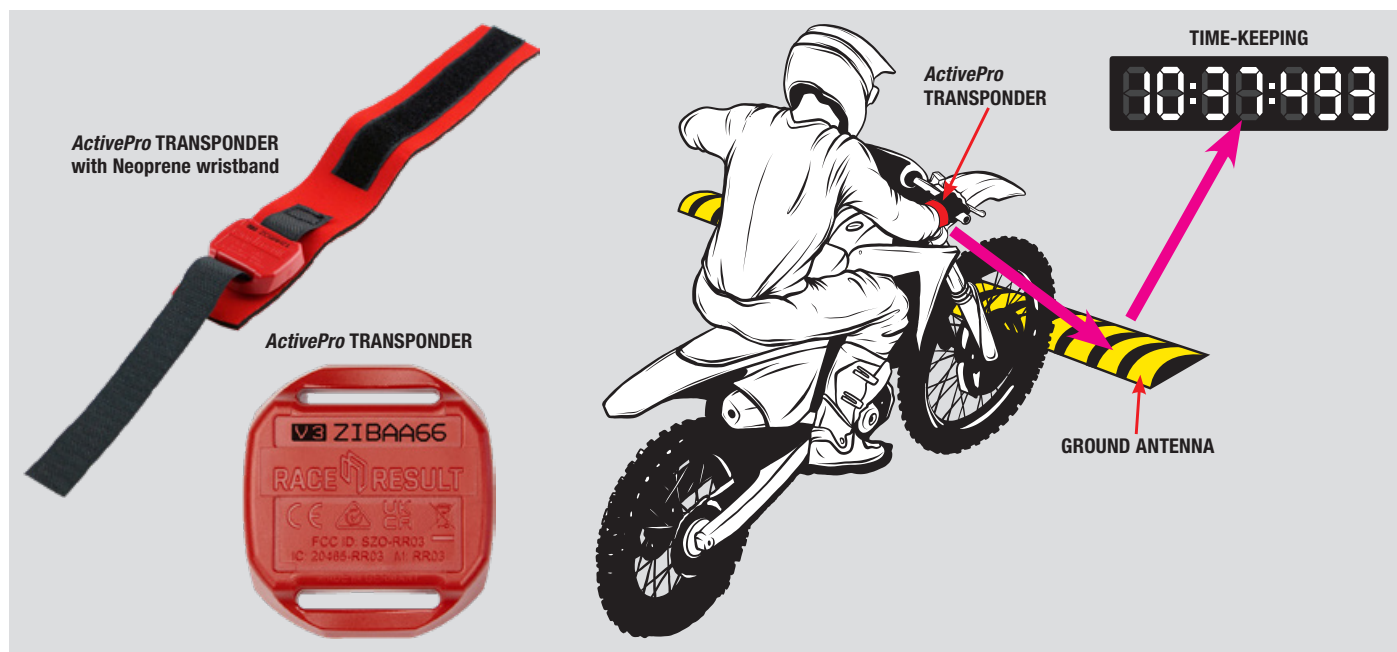
- Riders who need air ambulance services after an accident will have to cover all the costs themselves.
- In addition a personal recovery costs insurance policy can be taken out by every starter (voluntary).  
Booking and payment possible at the race office during registration!

## ACCIDENT REPORTS

- In the case of damage: Please send your accident report (including your full name, date of birth and time of accident) as soon as possible to: **welcome@schadenerledigung.info** and **office@redbullerzbergrodeo.com**

## ActivePro TRANSPONDER TIME-KEEPING

- Time-keeping of all Red Bull Erzbergrodeo race events (MITAS Rocket Ride, BLAKLÄDER Iron Road Prologue, Trial Xtreme Challenge, Red Bull Erzbergrodeo) is made by **ActivePro TRANSPONDER timing**.
- Each competitor receives his programmed transponder including a Neoprene wristband at the registration.
- The programmed **ActivePro TRANSPONDER** has to be used by ALL race events of the Red Bull Erzbergrodeo.
- The **ActivePro TRANSPONDER** has to be worn on the competitor's **right wrist** at each race.
- The **ActivePro TRANSPONDER** will be controlled and activated at the pre-start area of each race event.
- The actual race time is precisely determined by **crossing the ground antenna** at the race finish or at the checkpoint.
- If the competitor enters the race **without ActivePro TRANSPONDER**, there is **no ranking** possible.



- Each competitor has to pay a deposit fee of EUR 100,- for his **ActivePro TRANSPONDER** at the registration in the race office.
- In case of loss of the **ActivePro TRANSPONDERS** the deposit fee can not be refunded.
- In case of returning a **dirty ActivePro TRANSPONDERS** the race office withholds a EUR 5,- cleaning fee.
- In case of returning a **ActivePro TRANSPONDERS without Neoprene wristband** the race office withholds a EUR 5,- fee.

## REFUND OF DESPOSIT FEE

- Competitors, who have **NOT** registered for the Red Bull Erzbergrodeo main race, can return their **ActivePro Transponder** on Saturday after they have finished their 2nd Prologue heat at the race office until the end of the Prologue race.
- The return of the **ActivePro Transponder** and the refund of the deposit fee is only possible at the race office until Sunday, 6:30 p.m.  
It is not possible to return the Transponder any later. It is not possible to refund the deposit fee via money transfer any later.

## TECHNISCHE ABNAHME

- Upon registration, it is compulsory for each competitor to have the motorcycle checked and technically approved.

### IMPORTANT – please bring your motorcycle to the technical inspection in the following condition:

- » Starting number decals correctly attached to the headlight / front number plate and side plates of the motorcycle
- » Vehicle identification number (chassis number) has to be clearly visible
- » **ActivePro Transponder** at the right wrist of competitor

- When passing the technical inspection successfully, your motorcycle will be marked with a special **technical inspection decal**. This decal has to remain on the motorcycle during all race events and will be controlled at each pre-start.

## TECHNICAL SPECIFICATIONS

1. Prior to the start, the motorbike must be in technically perfect condition.
2. Each competitor is responsible for the condition of his/her vehicle and must comply with all technical regulations. He/she is fully liable for any damage and accidents.
3. The following vehicle types are admitted for the races:
  - » Enduro motorcycles
  - » Motocross motorcycles
  - » Street-legal motorcycles
  - » Scooters
4. Competitors have to use the same motorcycle for Blakläder Iron Road Prologue and Red Bull Erzbergrodeo without exception.
5. Trial tires may not be used.
6. The race promotor reserves the right to conduct spot checks to be performed by authorized (§ 57a) vehicle technicians.
7. The starting number decals may not be cut/trimmed or altered and must be attached in their original sizes, so that they are clearly visible on the right, left and front side of the motorcycle.

### Attachment of starting number decals:

- » Each competitor has to attach the starting number decals **unmodified** to his motorcycle.
- » Old starting number decals from former races (Iron Road Prologue, Red Bull Erzbergrodeo or other events) have to be removed from the motorcycle to enable the timing procedure and ensure a correct and valid result!



## THURSDAY MITAS ROCKET RIDE THE HILLCLIMB RACE

- Competitors have to tackle several uphill climbs as fast as possible. The course of the racetrack is continuously marked. Each competitor has two qualification heats to reach the fastest possible time on the track, with the faster time counting for the qualification results. The 48 fastest riders of qualification will move up to the Superfinals and race in groups of 6 riders each, featuring a MX-style starting procedure (starting gate machine). Only the 3 fastest riders of each group emerge to the next heat - until the MITAS ROCKET RIDE CHAMPION is crowned.

### Schedule MITAS Rocket Ride:

10:00 am	Rider meeting at the Red Bull Erzbergrodeo Arena	12:00 am to 2:00 pm	MITAS Rocket Ride Qualification 1st heat
		4:00 pm to 6:00 pm	MITAS Rocket Ride Qualification 2nd heat
12:00 am	Start time	8:00 pm	MITAS Rocket Ride Superfinals

### Schedule MITAS Rocket Ride Superfinals:

Pre-run:	8 heats with 6 riders each	Semifinals:	2 heats with 6 riders each
Quarterfinals:	4 heats with 6 riders each	Finals:	1 heat with 6 riders

- The way from the rider paddock to the MITAS Rocket Ride starting area is marked by signposts.
- You must arrive at the starting area ready to start with motorcycle and safety equipment (helmet – straps fastened firmly).
- Important: All competitors have to be finished with technical inspection before starting the MITAS Rocket Ride.

### What to do at the MITAS ROCKET RIDE FINISH:

- » After crossing the finish line each competitor has to leave the finish area immediately.
- » Competitors have to ride back to the paddock on their own by using the appropriate connection roads only.

### What to do if you DO NOT reach the MITAS ROCKET RIDE FINISH:

- » If the competitor is not able to follow the racetrack to the finish line, he/she has to exit the racetrack immediately.
- » Exit the racetrack sideways at the nearest terrace only.
- » It is strictly forbidden to start another attempt on the racetrack to reach the finish line. If you stop - you're out!

## FRIDAY & SATURDAY BLAKLÄDER IRON ROAD PROLOGUE THE MOUNTAIN RACE

- The racetrack is conducted across a 15 km long gravel route stretching out over nearly the entire Erzberg compound until the Prologue finish. The ranking is done by electronic time-keeping using transponders and ground antennas. Each competitor does one timed heat per day (Friday and Saturday), of which the faster time will count for the final results as well as for the qualification for the Red Bull Erzbergrodeo.

### You will receive more detailed information in the rider meeting at the Red Bull Erzbergrodeo beer tent:

- » Rider meeting for BLAKLÄDER IRON ROAD PROLOGUE Heat No. 1: Thursday, 10:00 pm
- » Rider meeting for BLAKLÄDER IRON ROAD PROLOGUE Heat No. 2: Friday, 9:00 pm

- Award Ceremony BLAKLÄDER IRON ROAD PROLOGUE: Saturday, 9:00 pm (Red Bull Erzbergrodeo beer tent)
- Results BLAKLÄDER IRON ROAD PROLOGUE: from 10:00 pm ONLINE at [redbullerzbergrodeo.com](http://redbullerzbergrodeo.com)

### Attachment of starting number decals:

- » Each competitor has to attach the BLAKLÄDER IRON ROAD PROLOGUE starting number decals **unmodified** to his motorcycle.
- » Old starting number decals from former Iron Road Prologue races (or other events) have to be removed from the motorcycle to enable the timing procedure and ensure a correct and valid result!
- » To ensure a valid result, all competitors have to carry their **ActivePro Transponder** at their **right wrist!**



## What to do at the BLAKLÄDER IRON ROAD PROLOGUE START

- Each competitor has to ride on his own to the Blakläder Iron Road Prologue starting area by using the appropriate connection roads only.
- The way from the rider paddock to the Blakläder Iron Road Prologue starting area is marked by signposts.
- **IMPORTANT:** Please observe the speed limit on the connection roads!
- You must arrive at the pre-start area 20 minutes prior to your start time ready to race - with motorcycle and safety equipment (helmet – straps fastened firmly).
- Important: All competitors have to be finished with technical inspection before starting the Blakläder Iron Road Prologue.
- Important: All competitors have to wear their **ActivePro Transponder** at their **right wrist!**
- At the pre-start we will check the competitors identity by scanning the **ActivePro Transponder**.
- Competitors will be taken separately from pre-start up to the starting ramp and will be started by hand sign.
- The start of the first competitor takes place at 9:00 am (Single-start with running engine).
- As soon as the starting light signal switches to GREEN, the competitor has to start his race within 5 seconds.

## Scheduled STARTING TIMES BLAKLÄDER IRON ROAD PROLOGUE:

Start No.	Pre-start	Start time	Start No.	Pre-start	Start time
1 - 150	from 8:45 am	from 9:00 am	801 - 950	from 2:45 pm	from 3:00 pm
151 - 250	from 9:45 am	from 10:00 am	951 - 1100	from 3:15 pm	from 3:30 pm
251 - 350	from 10:45 am	from 11:00 am	1101 - 1250	from 3:45 pm	from 4:00 pm
351 - 500	from 11:45 am	from 12:00 pm	1251 - 1500	from 4:00 pm	from 4:15 pm
501 - 650	from 12:45 am	from 1:00 pm			
651 - 800	from 1:45 pm	from 2:00 pm			

## Track marking BLAKLÄDER IRON ROAD PROLOGUE

- The course of the BLAKLÄDER IRON ROAD PROLOGUE racetrack is not continuously marked.
- The course of the racetrack is marked by artificially built EMBANKMENTS (gravel walls) and TRACK MARKERS (green arrows).
- Additionally, GATES are placed on the left and right side of the racetrack. These gates have to be passed by each participant (like in Alpine Skiing Giant Slalom events).



## What to do at the BLAKLÄDER IRON ROAD PROLOGUE FINISH

- Each competitor has to CROSS the TRANSPONDER GROUND ANTENNA at the Prologue finish and STOP afterwards inside the designated finish area.
- Crossing the ground antenna ensures proper time-keeping and validation of the competitor's Prologue heat.
- Each competitor has to wait at the finish area until he is guided back to the paddock in groups by a TOURGUIDE.
- **IMPORTANT:** Leaving the finish area independently is strictly forbidden! Riding a motorcycle at the Erzberg compound without company of a Tourguide results in an immediate disqualification from all further race events.

## What to do in case of a technical defect (DNF) or accident

- If a competitor has to abort his race due to a technical defect or accident and is unable to continue the race on his motorcycle, he has to park his bike on the very mountain side of the racetrack - without hindering the race.
- The rider has to walk back to the starting area (down the mountain) on the side of the racetrack, ideally without crossing the racetrack.
- The rider has to report his DNF at the Blakläder Iron Road Prologue start immediately after he returns back from the racetrack.
- To recover a broken motorcycle competitors are allowed to enter the racetrack with a car, trailer or a towing vehicle after the respective heat has ended. Entering the racetrack is only allowed at the start area. It is allowed to exit the racetrack against the race direction. **IMPORTANT: DRIVE SLOWLY!**
- For further instructions in case of a DNF or accident please see **Safety Instructions Point 6**

## SUNDAY

# RED BULL ERZBERGRODEO XTREME ENDURO SUPREME

- The 35 kilometres long racetrack is conducted through terrain of different levels of difficulty and leads from the start up to the Erzberg's peak and back to the finish inside the Red Bull Erzbergrodeo Arena. Ranking is determined by the chronological order of riders reaching the finish line and according to the amount of checkpoints a rider has passed in chronological order. Timing is done by transponder timing.
- Your starting place is due to your result in the Red Bull Erzbergrodeo Iron Road Prologue.
- Only the 500 fastest competitors of the Iron Road Prologue who have registered for the Red Bull Erzbergrodeo are qualified to enter.
- The Red Bull Erzbergrodeo STARTER LIST is published ONLINE on Saturday from 10:00 pm ONLINE at [redbullerzbergrodeo.com](http://redbullerzbergrodeo.com)
- The 500 competitors start the race in 10 rows with 50 riders each.
- Competitors have to pass 25 Checkpoints to the finish in chronological and correct order.
- If you do not qualify for the Red Bull Erzbergrodeo, we will refund a remaining amount of the entry fee of EUR 40,00 at the race office on Sunday from 8:30 am to 3:00 pm. There will be no embursement after 3:00 pm. The refund will not be issued by money transfer.

### You will receive more detailed information in the rider meeting at the Red Bull Erzbergrodeo beer tent:

» Rider Meeting Red Bull Erzbergrodeo: Saturday, 09:00 pm (right before the Iron Road Prologue Award Ceremony)

- Pre-start RED BULL ERZBERGRODEO: Sunday, 10:30 am (Iron Road Prologue starting area)
- Start RED BULL ERZBERGRODEO: Sunday, 1:00 pm (Red Bull Erzbergrodeo start area)
- End of Race RED BULL ERZBERGRODEO: Sunday, 5:00 pm (Finish area Red Bull Erzbergrodeo Action Arena)
- Award Ceremony RED BULL ERZBERGRODEO: Sunday, 5:00 pm (Finish area Red Bull Erzbergrodeo Action Arena)
- Results RED BULL ERZBERGRODEO: Sunday from 8:00 pm ONLINE at [redbullerzbergrodeo.com](http://redbullerzbergrodeo.com)

- The official end of race will be indicated by ALARM HORN
- Any premature abortion of the race break will be indicated by ALARM HORN

### Issuing of Red Bull Erzbergrodeo starting numbers at the race office

- Starting number decals for the Red Bull Erzbergrodeo will be issued on Sunday from 7:00 am to 11:00 am at the race office.

### Attachment of starting number decals:

- » Each competitor has to attach the RED BULL ERZBERGRODEO starting number decals **unmodified** to his motorcycle.
- » Old starting number decals from former Iron Road Prologue races (or other events) have to be removed from the motorcycle to enable the timing procedure and ensure a correct and valid result!
- » To ensure a valid result, all competitors have to carry their **ActivePro Transponder** at their **right wrist!**



### What to do at the Red Bull Erzbergrodeo START

- Each competitor has to ride on his own to the Red Bull Erzbergrodeo meeting area by using the appropriate connection roads only.
- **IMPORTANT:** Please observe the speed limit on the connection roads!
- You must arrive at the meeting area at 10:30 am ready to race - with motorcycle and safety equipment (helmet – straps fastened firmly).
- At the meeting area competitors are sorted according to their starting row and are then guided to the Red Bull Erzbergrodeo starting area by Red Bull Erzbergrodeo-Mastermind Karl Katoch for the final starting grid assembly.


### Starting order Red Bull Erzbergrodeo:

1. Starting Row	Prologue	Ranking	1 - 50	6. Starting Row	Prologue	Ranking	251 - 300
2. Starting Row	Prologue	Ranking	51 - 100	7. Starting Row	Prologue	Ranking	301 - 350
3. Starting Row	Prologue	Ranking	101 - 150	8. Starting Row	Prologue	Ranking	351 - 400
4. Starting Row	Prologue	Ranking	151 - 200	9. Starting Row	Prologue	Ranking	401 - 450
5. Starting Row	Prologue	Ranking	201 - 250	10. Starting Row	Prologue	Ranking	451 - 500

- The start of the Red Bull Erzbergrodeo is done one row after the other (mass start with dead engine).
- The first row is started exactly at 1:00 pm.
- All further rows are started in intervals of app. 2 minutes.

## Track marking Red Bull Erzbergrodeo

- Competitors have to follow the racetrack in marked direction.
- Checkpoints have to be passed in correct chronological order.
- The course of the Red Bull Erzbergrodeo racetrack is not continuously marked.
- The course of the racetrack is marked by DIRECTIONAL ARROWS on banners (blue/white) and TRACK MARKERS (coloured arrows).
- The right course of the racetrack is additionally marked with coloured tape. In case of junctions, the wrong course will be marked with different coloured tape.
- **IMPORTANT:** It is strictly forbidden to leave the racetrack (i.e. because of track difficulties or any technical defect) and enter it again on another location to continue the race. Competitors who do so will be disqualified from the Red Bull Erzbergrodeo.




## Indication / announcement of Checkpoints

- Upcoming checkpoints are indicated by individual INDICATION SIGNS. These signs are placed alongside the racetrack some meters before the actual checkpoint to inform competitors about the upcoming checkpoint.



## Marking of Checkpoints

- Each checkpoint is marked by a CHECKPOINT SIGN featuring the consecutive checkpoint-number.
- The exact position of each checkpoint is marked by a 4 METERS HIGH BEACHFLAG.
- At the checkpoint you will find the CHECKPOINT-CREW, who are identifiable by YELLOW SIGNAL-VESTS featuring the checkpoint's number as well.



## What to do at each Checkpoint

- Each competitor has to CROSS THE GROUND ANTENNA at the checkpoint!
- Each checkpoint of the race can only be verified and scored if the GROUND ANTENNA is CROSSED by the rider wearing his **ActivePro Transponder!**
- If a rider bypasses the checkpoint or does not cross the ground antenna, the checkpoint will not be verified and scored!
- If a rider loses his **ActivePro Transponder** during the race, his race progress can not be scored!
- To approach a checkpoint from any other direction than from the marked direction leads to immediate disqualification.
- **IMPORTANT:** Leaving the racetrack at any time is dangerous, as pedestrians and emergency vehicles crossing the event compound are considering the connection roads to be free of traffic!

## NO HELP ZONE

- The ENTIRE racetrack is a designated NO HELP ZONE - riders may not accept any help from people who are not participating in the race (visitors, mechanics, track marshals). Competitors may only accept help from fellow competitors!
- Exceptions are accidents which leave a rider injured.



## What to do in case of a technical defect (DNF) or accident

- If a competitor has to abort his race due to a technical defect or accident and is unable to continue the race on his motorcycle, he has to park his bike on the very side of the racetrack - without hindering the race.
- The competitor has to follow the racetrack (if possible) to the next checkpoint and report his DNF to the checkpoint-crew.
- In case of an accident which leaves a rider injured, each fellow competitor has to give FIRST AID to the injured rider.
- Immediate care of the injured rider has absolute priority.
- Passing riders are committed to report the accident at the next checkpoint or at the next track marshal/tour guide - if possible by naming the starting number of the injured rider. Medical support will be requested immediately via radio transmission.
- For further instructions in case of a DNF or accident please see **Safety Instructions Point 6**

## What to do at the Red Bull Erzbergrodeo FINISH

- If you belong to the tractable small group of people, who reaches the finish line of the Red Bull Erzbergrodeo - than there is only one instruction: PARTY like there's no tomorrow! Everything is allowed - even crying, singing, howling like a wolf or simply enjoying the well earned respect of the international offroad community.

## FRIDAY & SATURDAY TRIAL XTREME CHALLENGE

- The Red Bull Erzbergrodeo TRIAL XTREME CHALLENGE is held upon the Endurocross parcours (circuit racetrack) inside the Red Bull Erzbergrodeo Action Arena.
- The competition is done solely with GASGAS Trial motorcycles, provided by GASGAS.
- The starting grid for the Red Bull Erzbergrodeo TRIAL XTREME CHALLENGE is limited to 300 competitors, all of them have to be registered for the race.
- Each competitor has three timed qualification heats to reach the fastest possible time on the track, with the faster time counting for the qualification results.
- Time keeping is done by activating BUZZERS by the competitor at the start and finish line.
- Qualification heats are carried out with single-start.
- The 48 fastest riders of qualification move up to the TRIAL XTREME CHALLENGE Superfinals, starting Saturday evening from 08:00 pm.
- The starting list for the TRIAL XTREME CHALLENGE Superfinals will be displayed at the Red Bull Erzbergrodeo race office.
- During the Superfinals the race features 6 riders per heat, with the 3 fastest riders of each heat emerge to the next round.
- The winner of the TRIAL XTREME CHALLENGE will be rewarded with a **first row starting spot** for the Red Bull Erzbergrodeo - provided that this rider has registered for the Red Bull Erzbergrodeo and has qualified himself amongst the Top-500 of the BLAKLÄDER Iron Road Prologue!
- **IMPORTANT:** Competitors need to bring their TRIAL XTREME CHALLENGE RIDER CARD to each heat (Qualifiers & Superfinals).

### Schedule Red Bull Erzbergrodeo TRIAL XTREME CHALLENGE:

Friday	10:00 am to 11:30 am	TRIAL XTREME CHALLENGE Training	Training heat, run time is not scored
Friday	4:30 pm to 6:00 pm	TRIAL XTREME CHALLENGE Qualification 1st heat	faster run time will be scored for results
Saturday	10:00 am to 11:30 am	TRIAL XTREME CHALLENGE Qualification 2nd heat	faster run time will be scored for results
Saturday	8:00 pm	TRIAL XTREME CHALLENGE Superfinals	

### Schedule Red Bull Erzbergrodeo TRIAL XTREME CHALLENGE Superfinals:

Pre-run:	8 heats with 6 riders each	Semifinals:	2 heats with 6 riders each
Quarterfinals:	4 heats with 6 riders each	Finals:	1 heat with 6 riders

- Award Ceremony TRIAL XTREME CHALLENGE: Saturday, following the Superfinals (Red Bull Erzbergrodeo Action Arena)
- Results TRIAL XTREME CHALLENGE: Saturday from 10:00 pm ONLINE at [redbullerzbergrodeo.com](http://redbullerzbergrodeo.com)



## SAFETY INSTRUCTIONS

1. You agree to only participate in the race while wearing complete protective gear such as:
  - » Solidly closed helmet equipped with chin guard
  - » Eye protection
  - » Gloves
  - » Motocross boots
  - » Knee pads
  - » Chest protector with back-, shoulder- and elbow-protectors

Each competitor is solely responsible for his/her protective gear and its functionality.

2. It is strictly prohibited for competitors and visitors to drive a vehicle outside of the race venue at the **entire mining compound**.  
Exceptions:

- » Feeder roads connecting the rider paddocks and the Red Bull Erzbergrodeo Arena (walking speed only)
- » Feeder roads connecting the rider paddocks and the pre-start area (walking speed only)

3. The racetrack is marked and may not be exited during the race. Follow the marking of the racetrack. Leaving the secure areas of the event area may result in fatal injury. Immediately notify the organizer, if for any reason you should find yourself in any unsafe area. Our experienced tourguides will escort you back to the rider paddock safely.
4. During the race it is strictly forbidden to drive against the direction of the racetrack. Any violations will result in immediate disqualification. Follow the instructions given by the safety personnel, the track marshals and the tourguides.
5. Always ride on sight – even during the race! Expect slower competitors or those experiencing malfunctions as well as rescue vehicles on the track.
  - » **YELLOW FLAG** means: DANGER ON TRACK – Specific caution!
  - » **RED FLAG** means: RACE ABORTED – Stop at the side of the racetrack immediately and wait for instructions from the track marshals!

In case you have to abort the race due to a technical defect or accident stay at the side of the racetrack and leave areas of possible danger! Never stop on the track (especially in case of heavy line-of-sight obstruction, e.g. dust or fog), but exit the track on the shortest way by taking care of subsequent riders.

6. In case of an accident:
  - » You are obligated to provide First Aid. Secure the accident scene against other drivers using your motorbike.
  - » Position yourself behind the motorbike and, using hand signals, alert other riders and/or the nearest tourguide, track marshal or checkpoint official.
  - » Do not leave the injured person!  
Ask another race participant to notify the nearest track marshal, tourguide or emergency personnel.
7. Rules of conduct, if the race is prematurely terminated:  
In case of treacherous weather, an ALARM HORN from the VA Erzberg operations building will inform you that the race is terminated. All participants, visitors as well as accompanying persons must immediately proceed to the rider paddock or the Erzbergrodeo Arena, to be protected against a potentially life-threatening situation.  
In emergencies you can ask the following places/persons for help:

» Track marshals	» Uniformed personnel
» Tourguides (motorbike with Guide decal, signal vest)	» rescue and emergency vehicles
» Fire department personnel	» First Aid center at the race office (VA Erzberg main building)
» Police	» Security personnel
» Checkpoint officials	» Red Bull Erzbergrodeo race office
8. The rider meetings are important safety components for all competitors. The rider meetings will provide you with the most current information as well as notify you of any updated safety regulations. The organizer has no other on-site means to inform the riders. Each rider therefore has to participate in the rider meetings. Any message that was unclear should be confirmed with the race office, if necessary.
9. Any Red Bull Erzbergrodeo competitor is also responsible for persons accompanying him/her. He/she must ensure that these persons receive all necessary information prior to arriving at Erzberg.
10. Competitors and accompanying persons may commute from the rider paddock to the Red Bull Erzbergrodeo Arena at walking speed only by using the appropriate feeder roads. Each vehicle must be clearly marked with a starting number and/or a valid license plate and a vehicle sticker (authorization to enter rider paddock). No entry into the event area and/or rider paddock without starting number and/or a vehicle sticker.